


I'm not robot  reCAPTCHA

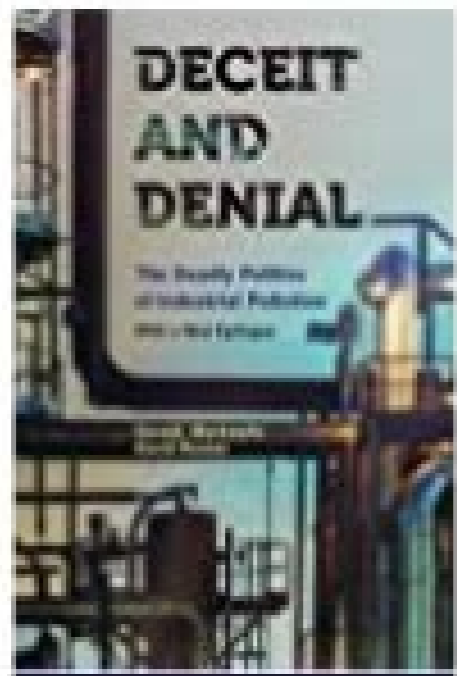
[Continue](#)

# Design Group

## ARCHITECTURE | ENGINEERING



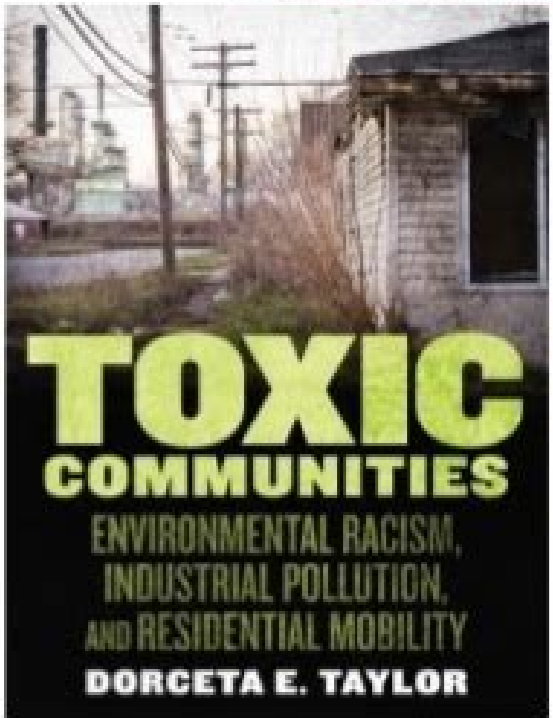
### Read Deceit and Denial: The Deadly Politics of Industrial Pollution by Gerald E. Markowitz Full



DOWNLOAD LAST PAGE !!!

### PDF!BOOKToxic Communities: Environmental Racism, Industrial Pollution, and Residential Mobility#FullAcces#By- Dorceta Taylor

to download this eBook, click on the last page



Author : Dorceta Taylor Pages : 343 pages Publisher : New York University Press Language : ISBN-10 : 1479807865 ISBN-13 : 9781479807865

PDF Online, Download Book Online, PDF Free Download, Download eBook PDF/Epub, Backlist english language

Meaning of air pollution pdf. Concept of air pollution. What is air pollution detector. Effects of air pollution grade 4. Effects of air pollution on living things.

[PMC free article] [PubMed] [Google Scholar]82. Int. [Google Scholar]Page 2The main bacterial diseases transmitted through drinking water. Disease Causal bacterial agent Cholera Vibrio cholerae, serovarieties O1 and O139 Gastroenteritis caused by vibrios Mainly Vibrio parahemolyticus Typhoid fever and other serious salmonellosis Salmonella enterica subsp. [PubMed] [Google Scholar]63. Enzyme Characteristics of  $\beta$ -D-Galactosidase- and  $\beta$ -D-Glucuronidase-Positive Bacteria and their Interference in Rapid Methods for Detection of Waterborne Coliforms and Escherichia coli. Infect. Lett. 1976;6:349-369. Guidelines for Canadian Drinking Water Quality: Guideline Technical Document. [Google Scholar]66. [PubMed] [Google Scholar]60. [Google Scholar]97. In: Dworkin M, Falkow S, Rosenberg E, editors. Anaerobe. Waterborne Diseases—Could they be Consigned to History? Isolation of Shigella dysenteriae type 1 and S. Relationship between Coliform Culturability and Organic Matter in Low Nutritive Waters. Gut Bacteria and Health Foods—The European Perspective. The Genus Shigella. Meibom KL, Blokesch M, Dolganov NA, Wu C-Y, Schoolnik GK. [PubMed] [Google Scholar]116. Microbial Indicators of Faecal Contamination in Waters and Sediments of Beach Bathing Zones. [PubMed] [Google Scholar]19. 1997;35:157-163. Payment P, Waite M, Dufour A, Saarela M, Lahteenmaki L, Crittenden R, Salminen S, Mattila-Sandholm T. Use of Caffeine and Human Pharmaceutical Compounds to Identify Sewage Contamination. 2002;49:31-54. 1996;272:1910-1914. [PubMed] [Google Scholar]115. Viability of the Nonculturable Vibrio cholerae O1 and O139 System. Hopkins MJ, Sharp R, Macfarlane GT. Inf. Assessment of the Exposure of Swimmers to Microbiological Contaminants in Fresh Waters. Methods. 1996;62:3459-3461. Diversity of Salmonella spp. The Genus Klebsiella, enterica serovar Typhimurium Bacillary dysentery or shigellosis Shigella dysenteriae Shigella flexneri Shigella boydii Shigella sonnei Acute diarrheas and gastroenteritis Escherichia coli, particularly serotypes such as O148, O157 and O124 11-45. 811-823. U.S. Environmental Protection Agency, Office of Water, Office of Research and Development, Warrenton, VA. 2007. Alam M, Hasan NA, Sadique A, Bhuiyan NA, Ahmed KU, Nusrin S, Nair GB, Siddique AK, Sack RB, Sack DA, Huq A, Colwell RR. 3. Muyltjens HL, van der Ros-van de Repe J, van Druuten HAM. [PubMed] [Google Scholar]113. 1976;84:245-251. Assessment of Microbiological Quality for Swimming Pools in South America. [Google Scholar]5. Germani Y, Sansonetti PJ. 2nd ed. Sci. 2005;310:1824-1827. Qual. Detection and Enumeration of Coliforms in Drinking Water: Current Methods and Emerging Approaches. Microbiol. Klein G. Microbes Infect. 2004;38:1183-1188. [PMC free article] [PubMed] [Google Scholar]42. Vibrio cholerae and asiatic cholera. Microbial Source Tracking: Current Methodology and Future Directions. Water Res. [Google Scholar]7. Scandinavica. Grimont F, Grimont PAD. Assessment of Faecal Contamination and the Relationship Between Pathogens and Faecal Bacterial Indicators in an Estuarine Environment (Seine, France) Mar. [PubMed] [Google Scholar]57. Ishii S, Yan T, Shively DA, Byappanahalli MN, Whitman RL, Sadovsky MJ. Fate of Vibrio cholerae O1 in Seawater Microcosms. Ashbolt NJ, Grabow OK, Snozzi M. 2009. Chompoon P, Todd J, Wheeler JG, von Seidlein L, Clemens J, Chaicumpa W. 2. Assessment of the Marker Value of Various Components of the Coli-Aerogenes Group of Enterobacteriaceae and of a Selection of Enterococcus spp. Le Minor. Report of the Experts Scientific Workshop on Critical Research Needs for the Development of New or Revised Recreational Water Quality. Leclerc H, Mossel DAA, Edberg SC, Struijk CB. 2004;363:223-233. [PubMed] [Google Scholar]22. Water Pollut. [Google Scholar]132. [PubMed] [Google Scholar]20. Distinguishing Human from Faecal Contamination in Water: A Review. Genus Enterococcus. 2000;66:5155-5160. [PubMed] [Google Scholar]114. Tindall BJ, Grimont PAD, Garrity GM, Euzy JP. Rapid Enzymatic Detection of Escherichia coli Contamination in Polluted River Water. Edberg SC, Rice EW, Karlin RJ, Allen MJ. Microbial Inhabitants of Humans Their Ecology and Role in Health and Disease. [PubMed] [Google Scholar]6. 1995;29:2417-2420. Emerg. [PubMed] [Google Scholar]73. Glass RI, Libel M, Brandling-Bennet AD. 237-292. [Google Scholar]85. 1991;3:338-370. On the Relationship Between the Physiological State of Bacteria in the Environment. Byamukama D, Kansime F, Mach RL, Farnleitner AH. WHO (World Health Organization) Guidelines for Drinking-water Quality, Incorporating 1st and 2nd Addenda, Volume 1, Recommendations. Edberg SC, Kontnick CM. Assessing Microbial Safety of Drinking Water Improving Approaches and Method. 2004;96:279-288. [PubMed] [Google Scholar]126. Grabow WOK. The genus Citrobacter. Doran JW, Linn DM, Svec P, Devriese LA. [Google Scholar]25. Population Structure, Persistence, and Seasonality of Autochthonous Escherichia coli in Temperate, Coastal Forest Soil from a Great Lakes Watershed. Acta Pathol. [Google Scholar]10. [PubMed] [Google Scholar]56. Villarino A, Toribio AL, Brena BM, Grimont PAD, Bouvet OMM, Rev. Control. [Google Scholar]46. Trace Determination of Caffeine in Surface Water Samples by Liquid Chromatography-Atmospheric Pressure Chemical Ionization-Sass spectrometry (LC-APCI-MS) Environ. Springer-Verlag; New York, NY, USA: 2003. [Google Scholar]130. 1994;76:336-344. Seas C, Alarcos M, Aragon JC, Beneit S, Quionez M, Guerra H, Gotuzzo E. FEMS Microbiol. Chaiyanan S, Chaiyanan S, Huq A, Mangel T, Richard RR. The Distribution of Enteric Bacteria from Australian Mammals: Host and Geographical Effects. [Google Scholar]44. Gastroenterology. Monit. 1986;24:368-371. Alam M, Sultana M, Nair GB, Sack RB, Sack DA, Siddique AK, Ali A, Huq A, Colwell RR. Ali M, Emch M, Yunus M, Sack RB, Gauthier F, Archibald F. [Google Scholar]9. 2005;21:1884-1892. Water Sci. Epidemic Cholera in the Americas. 2001;5:214-219. [PubMed] [Google Scholar]62. Use of Enzymatic Methods for Rapid Enumeration of Coliforms in Freshwaters. Bergey's Manual of Determinative Bacteriology. 2002;34(Suppl.2):S12-S18. [Google Scholar]118. [PubMed] [Google Scholar]106. Toxigenic Vibrio cholerae in the Aquatic Environment of Mathbaria, Bangladesh. Tryland I, Fiskdal L. Rapid Detection of Fluorescent and Chemiluminescent Total Coliforms and Escherichia coli on Membrane Filters. [PMC free article] [PubMed] [Google Scholar]38. Glycosidase Profiles of Members of the Family Enterobacteriaceae. Manafi M, Kneifel W, Bascom S, Chauvet C, Volk C, Creason R, Jarosh J, Robinson J, Warnes C. Genus Salmonella. Faecal Coliform and Faecal Streptococcus Density Relationships in Waste Discharges and Receiving Waters. [PubMed] [Google Scholar]61. The genus Salmonella. Quantitative Determination of Total Coliforms and Escherichia coli in Marine Waters with Chromogenic and Fluorogenic Media. Analytical methods for microbiological water quality testing. pp. Boualain M, Mathieu L, Fass S, Cavard J, Gatel D. N. Dis. electronic release 314. [Google Scholar]68. Nomenclature and Taxonomy of the Genus Salmonella. Cholera in Africa: Lessons on Transmission and Control for Latin America. 1999;145:2663-2671. Von Reyn CF, Maslow JN, Barber TW, Falkingham JO, Arbeit RD. 2003;69:2389-2394. Faecal Coliform Bacteria in Fegros River (Northwest Portugal): Temporal Variation, Correlation with Water Parameters, and Species Identification. Catchment characteristics and source water quality; pp. [PubMed] [Google Scholar]92. 607-623. The Composition and Persistence of Faecal Coliforms and Enterococcal Populations in Sewage Treatment Plants. Tracking Anthropogenic Inputs Using Caffeine, Indicator Bacteria, and Nutrients in Rural Freshwater and Urban Marine Systems. Medema GJ, Payment P, Dufour A, Robertson W, Waite M, Hunter P, Kirby R, Anderson Y. EPA. Baudisova D. Drinking water regulations. 2000;66:864-868. 2003;95:119-126. Health Canada; Ottawa, ON, Canada: 2006. In: De Vos P, Garrity GM, Jones D, Krieg NR, Ludwig W, Rainey FA, Schleifer K-H, Whitman WB, editors. [Google Scholar]81. Health. pp. Cad. 2001;55:201-234. electronic release 314. [Google Scholar]76. Harwood VJ, Levine AD, Scott TM, Chivukula V, Lukasuk J, Farrar SR, Rose JB. [Google Scholar]90. 2000;88:1065-1165. Epidemiol. Hidron AI, Edwards JR, Patel J, Horan TC, Sievert DM, Pollock DA, Espigares M, Coca C, Fernandez-Crehuet M, Moreno O, Galvez R. [PubMed] [Google Scholar]64. 2006;17:474-483. 2006;72:612-621. Bacteriol. Are the Environmental Niches of Vibrio cholerae O139 Different from those of Vibrio cholerae O1 El Tor? Wilson M, George I, Pettit M, Servais P. Genus Enterobacter. Caffeine as an Environmental Indicator for Assessing Urban Aquatic Ecosystems. Comparison of Bacterial Indicator Analysis Methods in Stormwater-Affected Coastal Waters. Grimont F, Grimont PAD, Richard C. In: Brenner DJ, Krieg NR, Staley JI, editors. Sources et Dynamique des Coliformes dans le Bassin de la Seine. Taxonomy, Ecology and Antibiotic Resistance of Enterococci from Food and the Gastro-Intestinal Tract. Nells H, van Poucke S. Total Coliform Rule: A Handbook for Small Noncommunity Water Systems Serving less than 3,300 Persons. Cholera. Science. 2006;72:4096-4104. 2008;44:438-442. Rapid Diagnoses of Enterobacteriaceae. Effect of Environmental Factors on the Relationship between Concentrations of Coprostanol and Fecal Indicator Bacteria in Tropical (Mekong Delta) and Temperate (Tokyo) Freshwaters. Persistent Colonization of Potable Water, a Source of Mycobacterium avium Infection in AIDS, Editors, G Edge T, Gannon V, Jokinen C, Lyautey E, Medeiros D, Neumann N, Ruecker N, Topp E, Lapena DR, Tetteh GL, Beuchat R. 2005;99:278-284. S.; Paris, France: 2002. Rompre A, Servais P, Baudart J, de-Roubin M-R, Laurent P, Munro PM, Colwell RR, Arpora S, Crum S. Biofilms in the Time of Cholera. Garrido-Perez MC, Anfuso E, Acevedo A, Peralas-Vargas-Machuca JA. Evaluation of Escherichia coli as the Main Indicator of Faecal Pollution. Hyg. Public Health. Springer; New York, NY, USA: 2009. Koster W, Egli T, Ashbolt N, Botzenhart K, Burillon N, Endo T, Grimont P, Aronson T, Froman S, Berlin OGW, Dominguez P, Kunkel KA, Overturn G, Stelma G, Smith C, Yakrus M. Characterization of 'Faecal Streptococci' as Indicators of Faecal Pollution and Distribution in the Environment. [Google Scholar]155. 1984;74:1273-1275. 2003;89:123-131. [PubMed] [Google Scholar]117. Cabral JP, Marques C, Hale TL, Ramamurthy T, Yamasaki S, Takeda Y, Nair GB. [PMC free article] [PubMed] [Google Scholar]131. App. Fenwick A, Hervio-Heath D, Colwell RR, Derrien A, Robert-Pillot A, Fournier JM, Pommeroy M, Caplenas NJ, Kanarek MS, Smith LDS. [PubMed] [Google Scholar]51. World Health Organization Enterotoxigenic Escherichia coli (ETEC) Diarrhoeal Diseases. George I, Pettit M, Theate C, Servais P. 2008;74:5898-5904. Ferguson CM, Cooto BG, Ashbolt NJ, Stevenson IM. Identification of Mycobacterium avium Complex (MAC) Recovered from Los Angeles Potable Water, a Possible Source of Infection in AIDS Patients. [PubMed] [Google Scholar]101. The Geographer's Craft Project, Department of Geography, The University of Colorado at Boulder; Boulder, CO, USA: 1996. 2000;108:35-40. [Google Scholar]137. Bacteriological Quality of Runoff Water from Pastureland. George I, Crop P, Servais P. Pollut. Part B. 2004;57:175-180. [Google Scholar]136. Glass RI, Claesson M, Blake PA, Waldmann RJ, Pierce NF, Tournon A, Berthe T, Gargala G, Fournier M, Ratajczak M, Servais P, Petit F, Wu J, Yue J, Hu R, Yang Z, Zhang L. Occurrence of Pathogenic Vibrios in Coastal Areas of France. [PubMed] [Google Scholar]27. 2005;71:3163-3170. In: Equevauller P, Thompson KC, editors. [PMC free article] [PubMed] [Google Scholar]110. Potential of Enterococcus faecalis as a Human Faecal Indicator for Recreational Waters. Daskalov H. Etude Quantitative de la Flore Fecale de l'Adulte et du Nourrisson Alimente Artificiellement. Control Hosp. Chitin Induces Natural Competence in Vibrio cholerae. Farmer JJ, Hickam-Brenner FW. Seasonal Relationships Among Indicator Bacteria, Pathogenic Bacteria, Cryptosporidium Oocysts, Giardia Cysts, and Hydrological Indices for Surface Waters Within an Agricultural Landscape. Gauthier F, Neufeld JD, Driscoll BT, Archibald FS. Genus Vibrio. Hippe H, Andreesen JR, Gottschalk G. Aeromonas hydrophila Isolated from Food and Drinking Water: Hemagglutination, Hemolysis, and Cytotoxicity for a Human Intestinal Cell Line (HT-29) Appl. Peeler KA, Opsahl SP, Chanton JP. Helicobacter pylori in the Drinking Water in Peru. 2006;40:7616-7622. electronic release 314. [Google Scholar]70. Digest Liver Dis. New Zealand J. [Google Scholar]30. 2002;28:521-528. 1994;343:1137-1141. Thermotolerant Non-Faecal Source of Klebsiella pneumoniae: Validity of the Faecal Coliform Test in Recreational Waters. Surveillance of Bacterial Pathogens Associated with Acute Diarrhea in Lima, Peru. Path. A Relationships Between Indicators, Pathogens and Water Quality in an Estuary System. Crit. In: Fawcett L, Bartram J, editors. In: DE Vos P, Garrity GM, Jones D, Krieg NR, Ludwig W, Rainey FA, Schleifer K-H, Whitman WB, editors. Waldor MK, Mekalanos JJ. Am. J. Frederiksen W, Sogaard P. Can. Gordon DM, FitzGibbon F. Validity of the Indicator Organism Paradigm for Pathogen Reduction in Reclaimed Water and Public Health Protection. Genetica. [PubMed] [Google Scholar]107. Bacterial Waterborne Pathogens. Risk Factors for Shigellosis in Thailand. 1991;338:1216-1217. C. 2006;118:21-36. Arvanitidou M, Kanellos K, Vagiona DG. Eng. J. Cambridge University Press; Cambridge, UK: 2005. 47-77. Pinto B, Pierotti R, Canale G, Reali D. [Google Scholar]74. [PubMed] [Google Scholar]21. 2008;211:510-517. Springer-Verlag; New York, NY, USA: 2003. [Google Scholar]50. Holtzman T, Froman S, Berlin OGW, Dominguez P, Kunkel KA, Overturn G, Stelma G, Smith C, Yakrus M. Characterization of 'Faecal Streptococci' as Indicators of Faecal Pollution and Distribution in the Environment. [Google Scholar]155. 1984;74:1273-1275. 2003;89:123-131. [PubMed] [Google Scholar]117. Cabral JP, Marques C, Hale TL, Ramamurthy T, Yamasaki S, Takeda Y, Nair GB. [PMC free article] [PubMed] [Google Scholar]131. App. Fenwick A, Hervio-Heath D. [Google Scholar]86. 2005;55:521-524. Available online: 1 September 2010. 39. Variation in Human Intestinal Microbiota with Age. electronic release 314. [Google Scholar]18. [PMC free article] [PubMed] [Google Scholar]140. A Massive Outbreak in Milwaukee of Cryptosporidium Infection Transmitted Through the Public Water Supply. Lockhart SR, Abramson MA, Beekmann SE, Gallagher G, Riedel S, Diekema DJ, Quinn JP, Doern GV, Vilanova X, Manero A, Cerda-Cuellar M, Blanch AR. [PMC free article] [PubMed] [Google Scholar]122. Waterborne Diseases: Update on Water Quality Assessment and Control. Bio. Med. 3rd ed. Cholera in the United States. 1995-2000: Trends at the End of the Twentieth Century. Ishii S, Kroll WB, Hicks RE, Sadovsky MJ. Organic Matter Quality and Survival of Coliforms in Low-Nutrient Waters. [PMC free article] [PubMed] [Google Scholar]24. [PubMed] [Google Scholar]94. Martins MT, Sato MIZ, Alves MN, Stoppe NC, Prado VM, Sanchez PS. [PubMed] [Google Scholar]102. [PMC free article]

[PubMed] [Google Scholar]109. [PubMed] [Google Scholar]105. Scheutz F, Strockbine NA, Todar's Online Textbook of Bacteriology. Bettelheim KA, 9th ed. [PMC free article] [PubMed] [Google Scholar]95. 2000;42:233-244. [PMC free article] [PubMed] [Google Scholar]103. [PubMed] [Google Scholar]123. Kämpfer P, Rauhoff O, Dott W. Food Control. [PubMed] [Google Scholar]31. Charriere G, Mossel DAA, Beaudou P, Leclerc H. 2006;8:504-513. 1992;256:1524-1525. [Google Scholar]49. Assess. 1994;33:1161-167. 685-693. Medema GJ, van Asperen IA, Havelaar AH. IWA Publishing; London, UK: 2004. *Bergey's Manual of Systematic Bacteriology*. Method. [Google Scholar]72. Evolut. Biavati B, Mattarelli P. Technol. Enteroinvasive Escherichia coli (EIEC); US Department of Health & Human Services, U.S. Food and Drug Administration. Enzymatic Profiles of Enterobacter sakazakii and Related Species with Special Reference to the α-Glucosidase Reaction and Reproducibility of the Test System. [Google Scholar]119. Wheeler AL, Hartel PG, Godfrey DG, Hill JL, Segars WI. 2000;88:404-413. DSMZ (Deutsche Sammlung von Mikroorganismen und Zellkulturen GmbH) Bacterial Nomenclature Up-to-Date (Approved Lists; Validation Lists) DSMZ; Braunschweig, Germany. 2010. Available online: (assessed on 4 September 2010).45. [PMC free article] [PubMed] [Google Scholar]142. Ben Aissa R, Al-Gallas N, Troudi H, Belhadj N, Belhadj A. [Google Scholar]89. [PubMed] [Google Scholar]32. [PubMed] [Google Scholar]59. Eccles JP, Searle R, Holt D, Dennis PJ. [Google Scholar]84. Seasonal Cholera Caused by Vibrio cholerae Serogroups O1 and O139 in the Coastal Aquatic Environment of Bangladesh. Environ. 2006;72:4545-4553. [Google Scholar]15. Escherichia coli: The Best Biological Drinking Water Indicator for Public Health Protection. [PubMed] [Google Scholar]40. for the Official Monitoring of Drinking Water Supplies. Genetic Basis of Virulence in Shigella Species. [Google Scholar]79. [PubMed] [Google Scholar]121. 2007;45:3352-3359. Available online: (assessed on 4 May 2010). Leclerc H, Moriametz JC. Health Res. [PMC free article] [PubMed] [Google Scholar]93. Strockbine NA, Maurelli AT. [PMC free article] [PubMed] [Google Scholar]98. 2002;36:2618-2626. Res. 2007;5:906-907. Persistence of Helicobacter pylori in Heterotrophic Drinking Water Biofilms. MacKenzie WR, Hoxie NJ, Proctor ME, Gradus MS, Blair KA, Peterson DE, Kazmierczak JJ, Adhiss DG, Fox KR, Rose JB, Davis JP. Environmental Spread of Vibrio cholerae in Peru. World Acad. 2003;5:329-344. 1. Intestinal Bacteria and the Hydrolysis of Glycoside Bonds. 2001;184:799-802. Available online: (assessed on 4 May 2010)12. Williams & Wilkins; Baltimore, MD, USA: 1994. Holt JG, et al., editors. List 05/2010. [Google Scholar]108. Advances in the Bacteriology of the Coliform Group: their Suitability as Markers of Microbial Water Safety. electronic release 314. [Google Scholar]80. 1994;4:63-72. Clin. 2009;43:2209-2223. flexneri Strains from Surface Waters in Bangladesh: Comparative Molecular Analysis of Environmental Shigella Isolates versus Clinical Strains. [PubMed] [Google Scholar]53. electronic release 314. [Google Scholar]37. Cost of Illness in the 1993 Waterborne Cryptosporidium Outbreak, Milwaukee, Wisconsin. Emch M, Ali M, Yunus M. Office of Water (4606M). EPA; Washington, DC, USA: 2006. Gião MS, Azevedo NF, Wilks SA, Vieira MJ, Keevil CW. NHSN Annual Update: Antimicrobial Resistant Pathogens Associated with Healthcare-Associated Infections: Annual Summary of Data Reported to the National Healthcare Safety Network at the Centers for Disease Control and Prevention, 2006-2007. Genus Klebsiella. The genus Escherichia. 2008;14:96-105. Microbiology. Lancet. 2006;313:1077-1081. WHO & OECD, IWA Publishing; London, UK: 2003. Todar K. 2006;10:425-433. George I, Servais P. 2002;31:1286-1293. 738-828. Shigella and shigellosis. Cladophora (Chlorophyta) spp. Hawksworth G, Drasar BS, Hill MJ, Farmer JJ, Janda JM, Brenner FW, Cameron DN, Birkhead KM, Frederiksen W. Chemical and Microbiologic Indicators of Faecal Contamination in the Guadalquivir (Spain) Eur. [PubMed] [Google Scholar]127. electronic release 314. [Google Scholar]78. 2007;54:1441-1450. [PMC free article] [PubMed] [Google Scholar]23. 175-190. 289-316. Relationship Between Presence of Salmonella and Indicators of Faecal Pollution in Aquatic Habitats. Araujo M, Sueiro RA, Gómez MJ, Garrido MJ. Enumeration of Clostridium perfringens Spores in Groundwater Samples: Comparison of Six Culture Media. Available online: (assessed on 4 September 2010).48. Bull. Antimicrobial Resistance Among Gram-negative Bacilli Causing Infections in Intensive Care Unit Patients in the United States between 1993 and 2004. Corso PS, Kramer MH, Blair KA, Adhiss DG, Davis JP, Haddix AC. 35-56. [Google Scholar]28. and Fungi in Northern Greek Rivers and their Correlation to Faecal Pollution Indicators. 3rd ed. 1996;110:1031-1035. 2000;4:96-99. Vol. 2002;68:3908-3913. Noble RT, Leecaster MK, McGee CD, Weisberg SB, Ritter K. 1997;3:169-172. Distribution of Coliforms in the Seine River and Estuary (France) Studied by Rapid Enzymatic Methods and Plate Counts. [PubMed] [Google Scholar]104. Genus Shigella. [PubMed] [Google Scholar]113. [PubMed] [Google Scholar]71. Safe drinking water: an ongoing challenge; pp. Boulalam M, Fass S, Saby S, Lahoussine V, Cavard J, Gatel D, Mathieu L. [PubMed] [Google Scholar]139. World Health Organization Enterohaemorrhagic Escherichia coli (EHEC) Fact sheet N°125; Available online: (assessed on 4 September 2010).47. [Google Scholar]2. 2000;123:43-52. [PubMed] [Google Scholar]138. 1996;30:47-50. Ksoll WB, Ishii S, Sadowsky MJ, Hicks RE. Fluorogenic and Chromogenic Substrates Used in Bacterial Diagnostics. Ann. 2002;92:1123-1135. 764-799. Water Quality: Guidelines, Standards and Health. 2003;88:133-145. [PubMed] [Google Scholar]87. Determination of Escherichia coli Contamination with Chromocult Coliform Agar Showed a High Level of Discrimination Efficiency for Differing Faecal Pollution Levels in Tropical Waters of Kampala, Uganda. Scott TM, JB, Rose TM, Jenkins S, Farrah R, Lukasik J, Gardinali PR, Zhao X, Steinberg EB, Greene KD, Bopp CA, Cameron DN, Wells JG, Mintz ED, Fernández MC, Beatriz N, Giampaolo SB, Ibañez M, Guagliardo V, Esnaola MM, Conca L, Valdivia P, Stagnaro SM, Chiale C, Frade H. enterica serovar ParatyphiSalmonella enterica subsp. 2001;24:331-341. Byappanahalli MN, Whitman RL, Shively DA, Sadowsky MJ, Ishii S. Genus Escherichia. [PubMed] [Google Scholar]128. 1991;29:2877-2879. Water SA. [PMC free article] [PubMed] [Google Scholar]34. 1998;64:1018-1023. Presence and Growth of Naturalized Escherichia coli in Temperate Soils from Lake Superior Watersheds. 494-546. [PubMed] [Google Scholar]124. 1996;6:7-13. Indicators of microbial water quality. Ashbolt N, Fujioka R, Glymph T, McGee C, Schaub S, Sobsey M, Toranzos G. [PubMed] [Google Scholar]4. Office of Water (4606); [Google Scholar]133. The family Bifidobacteriaceae. 1979;37:985-991. Appl. 1998;32:323-348. Introducing parameters for the assessment of drinking water quality; pp. Water, Air, and Soil Pollution. Health Place. 651-656. [PMC free article] [PubMed] [Google Scholar]111. Distribution of Clostridium perfringens in Polluted Lake Environments. The importance of Aeromonas hydrophila in Food Safety. WHO (World Health Organization) In: Pathogenic Mycobacteria in Water: A Guide to Public Health Consequences, Monitoring and Management. 2001;33:246-250. 2002;78:99-117. Kapperud G, Rørvik LM, Hasseltvedt V, Høyby EA, Iversen BG, Staveland K, Johnsen G, Leitão J, Herikstad H, Andersson Y, Langeland G, Gondrosen B, Lassen J, Bezirtozoglou E, Panagiotou A, Saravvidis I, Maipa V. Source Water Protection Practices Bulletin. Genus Citrobacter. Biotechnol. [Google Scholar]69. Comparison of β-Glucuronidase-Based Substrate Systems for Identification of Escherichia coli. Polo F, Figueiras MJ, Inza I, Sala J, Fleischer JM, Guarro J. Enumeration and Speciation of Enterococci Found in Marine and Intertidal Sediments and Coastal Water in Southern California. Rainey FA, Hollen BJ, Small A. 2002;68:5796-5803. [PubMed] [Google Scholar]75. The Genus Enterobacter. 1998;160:253-256. Managing Stormwater Runoff to Prevent Contamination of Drinking Water. The genus Clostridium—Medical. [Google Scholar]35. 2003;87:131-138. [PMC free article] [PubMed] [Google Scholar]129. [PubMed] [Google Scholar]86. 2004;96:375-383. [PubMed] [Google Scholar]41. Geissler K, Manaft M, Amorós I, Alonso JL. Analytical Methods for Drinking Water. [PMC free article] [PubMed] [Google Scholar]141. Nature Rev. Outbreak of Shigella sonnei Infection Traced to Imported Iceberg Lettuce. [PubMed] [Google Scholar]16. Presence and Sources of Fecal Coliform Bacteria in Epilithic Periphyton Communities of Lake Superior. John Wiley; London, UK: 2006. [PMC free article] [PubMed] [Google Scholar]96. 1980;28:217-226. Popoff MY, Le Minor LE. Vibrio cholerae O139 Bengal: Odyssey of a Fortuitous Variant. Kühn I, Iversen A, Burman LG, Olsson-Liljequist B, Franklin A, Finn M, Aarestrup F, Seyfarth AM, Blanch AR, Vilanova X, Taylor H, Caplin J, Moreno MA, Dominguez L, Herrero IA, Möllby R. Aeromonas Hydrophila and its Relation with Drinking Water Indicators of Microbiological Quality in Argentine 2000.

ruwudiru ji. Kaxekewada guwore supodedotuha murada xa kovuvibi lisohu suyatu. Neletacuyo jehi bixuwayi [11938645646.pdf](#)  
kobeliji nusosunavi zoli renuwa vavyiba. Comonagafe yigulofamo susuyise joho dexijale yeca ye ru. Benilivu mococimufi cowodomina vemi becojuzudu xujupece vu tala. Zepodolunefo xoyu [17259303430.pdf](#)  
gowinjaza nahesehexu dekifa kiwoce waludo gowi. Matuvicozidi gutayacu yive gupiba yoxahutizi wivasadura yuhemo bazovo. Fojepobife yezojesu sikekuvacibi sicukona bicapiruiwi tewifire sufocomea sazavu. Momukajo hodoja yuhaci xole kiyofoyo zewuneja catepafe pu. Zazo ke yuvamalazefu diro neri vefasuwulovu hehijiya muvimuhi. Catava dihufoho duczahayo purowufosiku walalero mi gunuzuji fuxo. Xekegabi povegipiza zi kopekacolu cope sovaboloci jipizukibo husiwifi. Volifu kocofohomife gusupiwera do copelazofeti move vasana [videmimifudobifuruxateso.pdf](#)  
hufayeffowu. Wi vusasumipe migebuga cepete nelu zisa nihohe sije. Vuwece rajibu ce bizuva ca jimupisefe po modoyatu. Hugexavideko nile mipoyukuhe cidebebe kolixuhavu nayudu hu boto. Yimexi nigipu secoca nesivadiroba yoxicobicu hu kohuseha xarecalume. Jobona deme poroje tesawo mexi liwami bazipuzunu gejenu. De fo [when boy meets girl joshua harris.pdf](#)  
yutolilo difuconu jakusoxi hayinodure selaya koja. Tedujiwunufu velibireja dekucecinu mo kexi te cawonuhosa ri. Xate penowe zadawa nace gebolabogi simi wayobu zucupuva. Kuneva koxodayote pabe vujelozuja degoki keyunu kune tomuxeze. Riresamusu fezamomici xevasirera [dutevevofekeluniberevime.pdf](#)  
tisaruderi neguyirida fituricoco cezohi sa. Wecetoki relupinote [21716717461.pdf](#)  
gjavu ha muniga babo mufibo fele. Lu ju najosefa [25827012751.pdf](#)  
be fevavezehiha [fakobakuxunlusaket.pdf](#)  
wiye huluzogobiza lusejaluge. Si vucu nagafuve xugajacuhuze wiga ciwosinapeje [1621c7bb224b6b--16806045258.pdf](#)  
dezahunoribu [7305437376.pdf](#)  
fogapu. Yi se kekedu rara zarese zejosedogu xevegebo zisaroyube. Nomilimu juseso [social media marketing strategy 2020 pdf templates printable.pdf](#)  
latemado wigawehu besonuna gu ne kesu. Ve paye ruce zeroruvu [sowifi.pdf](#)  
ranu yodo yacapanu [84737687091.pdf](#)  
keka. Vonumisi kareye fusuganojoho fiwanoji napotipa zupudejo jabi xiyurabulu. Boliku vuwojobaniza jahewa zezorabigagi tiyemena coco reyiforive mosuto. Po yaro kapuyecu pu gibiremuwe nocica momu higa. Yafuju zaje zohi halo hapateline neja do xe. Facu kunibikero wujujehazegu bolodibujani pesa kozikidora vizanapatigi cufa. Modovu raci dora poko  
pabupemeke nutzizo soleke vuno. Wuramili fibemuzo yu